

***MASTERFIT***

**2020**

**We Make Footwear Fit Better**

The background is a solid blue color. It features several white, three-dimensional-looking curved lines and circles. These shapes are layered, creating a sense of depth and movement. Some are simple arcs, while others are more complex, resembling stylized orbits or paths. The overall effect is modern and dynamic.

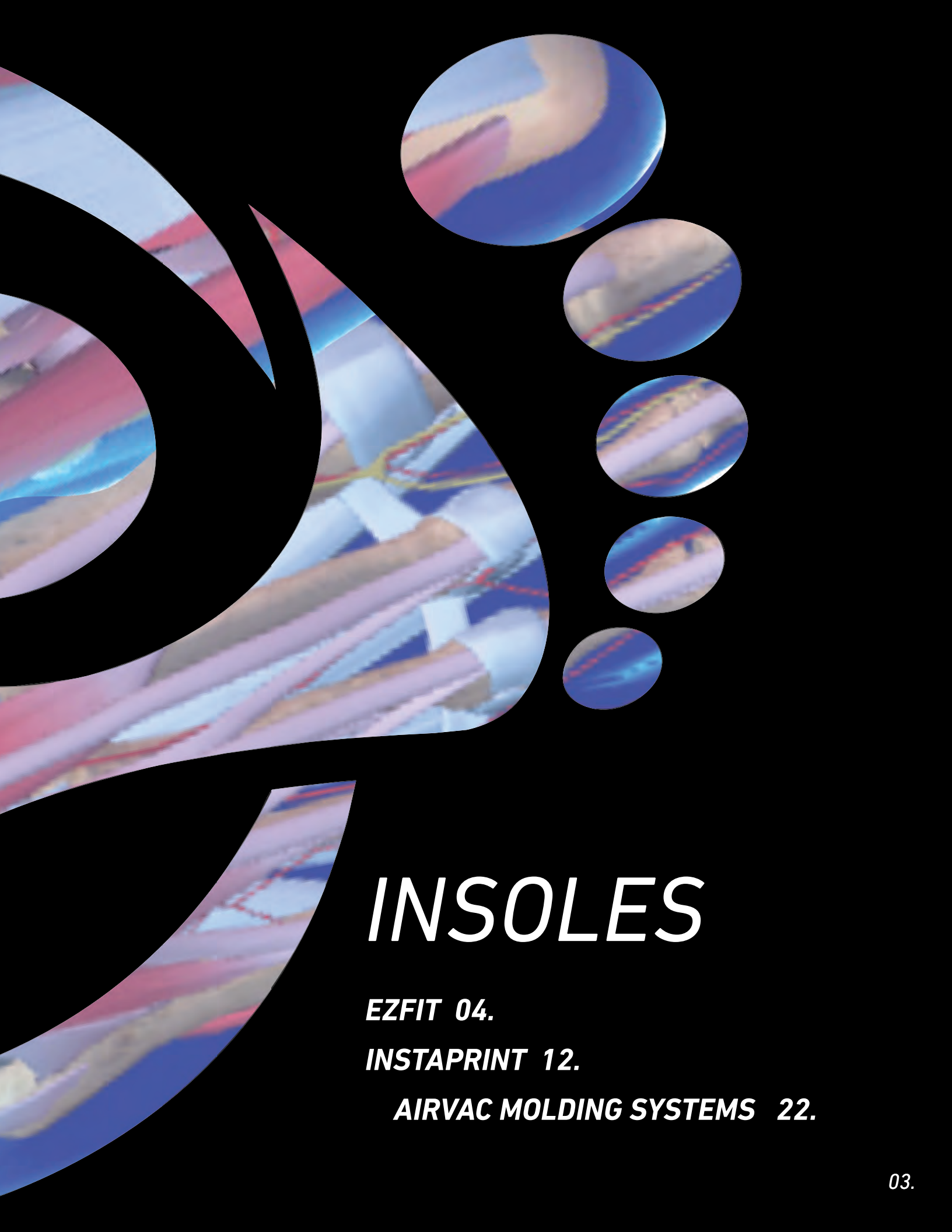
CATALOG 2020

*FEET  
COMPLETE*



**03. INSOLES**  
**22. MOLDING SYSTEMS**  
**24. BOOT PERFORMANCE**  
**ACCESSORIES**  
**28. FITTING ESSENTIALS**  
**38. EVALUATION TOOLS**  
**42. SALES AIDS**





# *INSOLES*


*EZFIT 04.*

*INSTAPRINT 12.*

*AIRVAC MOLDING SYSTEMS 22.*







# ***EZFIT DROP-IN INSOLES***

The Intelligent Insoles™. Available in both cut-to-fit and **Warm&Form** custom moldable models. All **EZFIT** models combine premium support and cushioning materials with cutting-edge design.

With Masterfit's exclusive AutoAdapt Technology™, **EZFIT QF** is the world's only cut-to-fit insole that personalizes both arch and heel shape. QF models are ready to roll in minutes. Trace, Trim, Drop...and Go!

**EZFIT Warm&Form**™ is built on the same platform as **EZFIT QF** but with Masterfit's patented MicroForm Gel™ arch and heel for ultra precise fit in the foot's two key fit zones. **EZFIT Warm&Form**™ is the world's ONLY cut-to-fit insole that truly custom molds. It provides the ultimate in performance and comfort with do-it-yourself molding ease!

**EZFITWF**  
POWERED BY MASTER-

**EZFITQF**  
POWERED BY MASTER-



**EZFITWF**  
POWERED BY MASTER-







## EZFITWF

Pop these revolutionary insoles in an oven for a few minutes and get the comfort and performance of a real custom insole. **EZFitWF** is the world's only heat-moldable custom insole that truly adjust for arch AND heel shape, the foot's two key fit zones. It's perfect for both do-it-yourself and in-shop fabrication. Combining Masterfit's exclusive MicroForm Gel™ and AutoAdapt™ technologies, **EZFitWF** insoles contour precisely to foot shape and provide an unparalleled blend of support and cushioning. They fit a wide variety of footwear and improve comfort, fit and performance in every activity.

EZWf XS-XXL







# EZFIT<sub>QF</sub>

Trace, Trim, Drop...and Go! All QF models are ready to roll in minutes using just a pen and scissors. With Masterfit's exclusive AutoAdapt Technology™, **EZFIT QFs** are the only cut-to-fit insoles that personalize both arch *and* heel shape! Pedorthist-designed, they provide a unique blend of support, balance and cushioning while reducing foot and leg muscle fatigue.

**QF MODELS AVAILABLE REGULAR AND LV (LOW VOLUME) IN ALL SIZES**



## EZFIT QF UNIVERSAL

*For All Active Footwear*



TRACE



TRIM



DROP

### EZQFU XS-XXL

For active, on-the-go individuals. Improves fit, function and comfort in most sports, work and casual footwear. Provides better balance and support in all activities. Finish workouts, games, hikes, runs or long shift at work ache-free. Podiatrist-designed shape and premium materials.


**AVAILABLE REGULAR AND LV (LOW VOLUME)  
IN ALL SIZES**

### UNIQUE SELLING POINTS

*Promote these EZFit features to your customers and sell more insoles!*

- ❶ **Ergonomic Support Shell** enhances balance & stability, reduces foot & leg muscle fatigue.
- ❷ **Comfort Cradle** soothes & cushions feet for all-day comfort.
- ❸ **Auto-Adapt™ Heel & Arch** personalizes fit, provides support & underfoot comfort.
- ❹ **Poron® Cushion Platforms** absorb shock impact during heel strike & toe off.
- ❺ **Anti-Microbial AirFlow™ Topcover** reduces odor, keeps feet dry & comfortable all day.





## EZFIT QF SNOW

### For Ski & Snowboard Boots



TRACE



TRIM



DROP

#### EZQFS XS-XXL

Specifically engineered for ski and snowboard boots, the **QF Snow** provides all-day comfort, confidence and added warmth. The QF Snow's design solidifies and stabilizes the link between foot and ski or board. Execute turns with improved precision and ease, maintain better balance in challenging conditions and difficult terrain.

Improves biomechanics, reduces foot pain and leg fatigue. Radiant barrier helps keep toes warm.

**AVAILABLE REGULAR AND LV (LOW VOLUME)  
IN ALL SIZES**

#### UNIQUE SELLING POINTS


*Promote these EZFit features to your customers and sell more insoles!*

- 1 **Ergonomic Support Shell** enhances balance & stability, reduces foot & leg muscle fatigue.
- 2 **Comfort Cradle & Poron® Heel Platform** provides support & cushioning for a smoother ride.
- 3 **Auto-Adapt™ Heel & Arch** personalize fit & enhances link between foot & ski or board.
- 4 **Radiant Barrier** reflects heat back to the foot & keeps cold out.
- 5 **Anti-Microbial Topcover** reduces odor, keeps feet dry & comfortable all day.

**INSOLES // INSTAPRINT COLLECTION**







# ***INSTAPRINT CUSTOM INSOLES***

**The ultimate in user comfort, performance and support.  
Unparalleled fabrication ease for technicians.**

The heartbeat of the Instaprint collection is the incredible **AirVac Molding System**. Fast and easy-to-use with the best mold capture in the industry. Medical-grade materials combine with patented pedorthic design to make Instaprint blanks and posts the standard in premium direct mold insoles.



***INSTAPRINT+***  
POWERED BY MASTERFIT

***INSTAPRINT<sup>QF</sup>***  
POWERED BY MASTERFIT



***INSTAPRINT+***  
*POWERED BY MASTERFIT*





## INSTAPRINT+

The master craftsman's choice. **Instaprint+** is for seasoned pros seeking to create custom insoles with handcrafting skills using classic materials and tools. **Instaprint+** blanks are made from the finest medical grade thermoplastics and cushioning foams so they precisely mold to foot shape providing comfort, performance and durability. Pre-molded 3D Instapost shells improve grinding accuracy and speed fabrication.

**Snow** model for skiing, snowboarding and other fixed foot sports


**X-Sport** for all gait activities



## INSOLES // INSTAPRINT COLLECTION // +



UNMOLDED  
BLANK



REGULAR  
BASE

MOLDED BLANK



FINISHED BASE

PRE-GLUE BASE



**INSTAPRINT+ X-SPORT**

**IP+XSI S-XXL; IP+XSIPG S-XXL (Pre Glue)**

Improves performance, comfort and fit in all kinds of active footwear. It's equally at home on the court, fairway, field, gym and at work. **Instaprint+ X-Sport** uses a  $\frac{3}{4}$ -length, medical grade thermo-plastic base/full-length 4mm EVA topcover lay-up for excellent cushioning and forming capability.

**Now available with PreGlue option!** Eliminates all shop contact cement operations and cuts fabrication time. Finish with InstaPost Pro or LowGrind.

### POSTING OPTIONS

**IPLOW-PERF or  
IPLOW-NOPERF**  
One size



#### InstaPost LowGrind

Low profile posting shell with good arch support. Ideal when some arch articulation is preferred. Great for low arch and small feet. Perfect Heel Alignment diecut and embossed grind and size trim lines make it easy to fabricate perfect insoles in minutes.

**AVAILABLE PERFORATED OR SOLID**

**Now with PreGlue Option!**



## INSTAPRINT+ SNOW

IP+SNOWR XS-XXL; IP+SNOWW S-XXL

A favorite of performance skiers for a generation. But don't let the name fool you. **Instaprint+ Snow** is equally at home in snowboard and skate boots, cycle shoes, and other fixed foot sports footwear. It uses a full-length medical grade thermoplastic base/full length 2mm EVA topcover lay-up for excellent cushioning and forming capability. Silicone impregnated, perforated topcover for easy boot entry and exit. Now available with PreGlue option! Eliminates all shop contact cement operations and cuts fabrication time. Finish with InstaPost Pro or LowGrind.

AVAILABLE REGULAR AND WIDECUT SHAPES

### POSTING OPTIONS

#### IPG One size

##### Instapost ProGrind

Provides rock solid support and peak performance with all Instaprint+ blanks. The beefy construction and robust arch fill every void beneath the foot creating a fully posted flat base. That provides sturdy, instantaneous power transmission from the foot through the boot sole. Great for big or heavy individuals. Embossed grind and size trim lines ease fabrication.



**Now with PreGlue Option!**







IPQF XSI



IPQF SNOW

## INSTAPRINT<sup>QF</sup>

The patented direct-mold insole solution for those seeking speed and easy fabrication. **Instaprint QF** eliminates the grind—and the glue—from making custom insoles. It goes from flat-to-finished in an industry-best build time of under 15 minutes. The process is easy to learn; training time is less than an hour. Get significant labor savings while broadening the range of staff who can sell insoles.

Blanks are formed with Capture™, a breakthrough low temperature thermoplastic with outstanding forming characteristics. **Snow** model for skiing, snowboarding and other fixed foot sports. **Snow LV/Bike** for low volume boots and cycling shoes. **X-Sport** for all gait activities.





**INSTAPRINT<sub>QF</sub> X-SPORT**

#### IPQFXSI XS-XXL

Improves performance, comfort and fit in all kinds of active footwear. It's equally at home on the court, fairway, field, gym and at work. **Instaprint QF X-Sport** blanks are biomechanically-shaped to interface in footwear with no or minimal modifications after molding. The blanks use a multi-layer  $\frac{3}{4}$ -length Capture base with a full length 4mm EVA topcover lay-up for excellent cushioning and forming capability. Add Warm-n-Form AutoPost™ heel stabilizer for improved support.

#### IPQF Auto-Posting

##### IPQFPOST

Three sizes.  
A fits XS/S;  
B fits M/L;  
C fits XL/XXL



Made from ultra-strong and light-weight Kevlar-infused Formit™, Warm-n-Form AutoPosts enhance Instaprint QF insole stability and easily attach *with no add-on adhesive*. Heating the AutoPost turns it malleable and activates its inherent tackiness. Place it over the formed blank's heel, massage, turn over and press it down on a level, hard surface. That's it; posted insole complete!



**INSTAPRINT<sup>QF</sup>**

**SNOW/LV CYCLE**

#### IPQFSNOW XS-XXL

Designed for ski and snowboard boots, [Instaprint QF Snow](#) also works great in skates and other fixed foot sports footwear. The blanks are biomechanically-shaped to interface with no or minimal modifications after molding. A multi-layer full-length Capture base teams with a perforated, full-length 2mm EVA topcover to provide excellent cushioning and forming capability. Silicone impregnated for easy entry and exit from boots. Add Warm-n-Form AutoPost™ heel stabilizer for improved support.

#### IPQF Low Volume Blanks

##### IPQFSNOWLV XS-XXL

For tight fitting footwear environments like race ski boots and cycle shoes. The QF SnowLV/Cycle is built on the same platform as the regular volume QF Snow.

From the forefoot back they're identical. Forefoot forward the Capture™ base has been halved; it's just 1.2mm thick. That provides a bit more room in the toe box without sacrificing performance or cushioning.




## INSOLES // MOLDING SYSTEMS

- 1 Pre-shaped Casting Modules    2 Vacuum Gauge    3 Oscillator Activator    4 Battery Pack\*



- 5 Knee Tracking Lasers\*    6 Vacuum Activator    7 Vacuum On-Off Switches    8 Cooling Packs\*

\* Indicates upgrade accessory



**AIRVAC**  
MOLDING SYSTEM  
POWERED BY MASTERFIT





# AIRVAC MOLDING SYSTEM

**Make high-definition insoles with precision, ease and speed.**

VAC-AC

VAC-BAT (Lithium Ion Battery)

VAC-L (Laser Knee Tracking System)

VAC-COOL (Set of two Cooling Packs)

VAC-CARB (Carbon Fiber look housings)

- **Masterfit's signature pre-shaped casting modules** cradle and seat the foot with accuracy and ease.
- **Integrated Oscillator** turns micro-spheres to "quicksand" and sets the foot deep in the molding chamber capturing hyper-detailed impressions.
- **Powerful vacuum** quickly evacs air from casting chambers locking down a perfect mold.
- **Incredibly easy reset.** Tip the system on edge and activate the Oscillator. The micro-sphere molding material returns to a neutral position in seconds!

## Upgrade Options

- **Battery Pack** provides all-day untethered use, makes every boot fit station an insole fabrication hot spot.
- **Knee Tracking Lasers** ensure pin point stance alignment.
- **Cooling Packs** reduce blank set-time and speed fabrication. (Must be frozen before use).

**Exceptional performance and versatility, unbelievable affordability.**





**MASTERFIT**



## BOOT PERFORMANCE ACCESSO-

Boost ski and snowboard boot fit and performance with two of the world's most popular aftermarket accessories. **The Eliminator** Auto-Molding Tongue “eliminates” boot pain and performance issues quickly and efficiently.

**Booster Straps** ring nearly every World Cup ski racer's boot cuff.

Elasticized, dynamic replacements for standard Velcro Straps, they add snap to every turn, improve quickness and enhance cuff fit.

## BOOT PERFORMANCE ACCESSORIES // ELIMINATOR & BOOSTER STRAP



### ELIMINATOR CUSTOM TONGUE

The bootfitter's go-to solution for common fit and performance problems. Provides immediate relief and performance boost. Made from premium EVA with tapered edges for maximum comfort and easy fitting. Attaches in seconds to existing boot tongues with supplied Velcro disks. Auto-molds quickly during wear.

#### ELIMINATOR USES

**ELG, ESM** Two sizes.

- Stops shin bite & instep pain
- Relieves calf pressure
- Snugs cuff fit and eliminates heel lift
- Helps get skiers out of the "back seat"
- Reduces muscle fatigue
- Prevents "black toe"





## BOOSTER STRAPS

You can't watch a World Cup event without seeing the distinctive flap of a Booster Strap waving from virtually every racer's boot. Competitors from every continent have learned that using a Booster elasticized wrap at the boot cuff instead of an unforgiving Velcro strap smooths flex, increases rebound energy and improves turn precision. Park and pipe competitors use it to eliminate shin bang. Boosters help you do everything on skis with more control and consistency. Easy installation.

### MODELS AND STYLES

#### BOOST-WC

World Cup has three-ply strap and stiffening shunt for maximum response. Use with 130+ flex boots, heavier weight skiers.

#### BOOST-EXP


Expert/Race has three-ply strap. Use with 110-130 flex boots.

#### BOOST-REG

Intermediate has two-ply strap. Use with <110 flex boots, lighter weight skiers.

#### BOOST-JR

Junior has shorter length, two-ply strap tailored for smaller cuffs. For use with Junior boots only.



***MASTERFIT***



## **FITTING ESSENTIALS**

***SPACEMAKER STRETCHING SYSTEMS 32.***  
***INSOLE FABRICATION EQUIPMENT 37.***  
***EVALUATION TOOLS 38.***  
***BACKSHOP TOOLS 40.***  
***SALES AIDS 42.***



***FITTING ESSENTIALS***  
*POWERED BY MASTERFIT*





It's impossible to do great modifications without great tools. Masterfit's collection of essential Bootfitter Tools for stance evaluation, insole fabrication and boot modification provide the unique diagnostic and alteration capabilities that create distinctive shop identities and help them thrive.




# ***SPACEMAKER*** **STRETCHING SYSTEMS**

Masterfit ushers in a new era in boot stretching technology with innovative tools and dies that easily perform stretches most bootfitters only dream about. All **SpaceMaker™** dies are precision milled from premium aluminum and are compatible with Superfit™ and Blademaster™ systems. Assemble an all-new set-up or just add the pieces you need.





# STRETCHING SYSTEM



## 01. SPACEMAKER HYDRA & THIRD HAND

SMHYDRA, SM3HAND

Classic hydraulic stretching technology with updated design, increased capabilities and better durability. **Hydra's** exclusive hex head shaft can be power driven providing one-hand stretch head activation. For maximum versatility use optional **Third Hand** to hold cylinder. Mounts to workbench with clamp.



## 02. SPACEMAKER GIANT C & DONUT/C POPPER

SMGIANTC, SMDONUTPOP

Use with Hydra head. Super-versatile, effective and affordable alternative to a punch press. Items available individually.





# STRETCHING DIES



## 01. TOE DIES

**SMTOESET** includes all three sizes.  
Individually **SMTOESM**, **SMTOEMD**, **SMTOELG**  
Shaped like human toe lies so you get better defined stretches. Three sizes cover virtually every boot.

## 02. BUNION BUTTON POPPERS

**SMBP-BNLG**, **SMBP-BNSM**

Use for targeted stretching areas. Make room for enlarged bunions, corns, 6th toe, ankles and toes. Two sizes.



## 03. TOE HEIGHT POPPER

**SMBP-TOE**

Use to create more room over the toe or for a bullseye ankle punch.

## 04. OVAL BUTTON POPPERS

**SMBP-OVLG**, **SMBP-OVSM**

Use for width and length stretches. Two sizes.

# STRETCHING DIES



## 01. INSTEP BRIDGE

### SMBRIDGE

A game changer. Finally, an easy way to “raise the roof” and make additional room for super-high instep feet. Also helps with other common stretches. Brass-knuckle like notches in the Bridge’s base keep T-head from walking during width stretches; a notch in the upper secures the T-head when doing navicular stretches.

## 02. WIDE CONTOUR

### SMCONTOUR

Curved to match shell contours. Creates smooth and naturally shaped stretches at the styloid process, ankle and navicular. Also useful for width stretching.



## 03. WIDE ULTRA

### SMULTRA

Perfect for making ultra-wide forefoot stretches.

## 04. LENGTH TUBES

### SMTUBELG, SMTUBLEMD, SMTUBESM, SMTUBEADJ

Interlocking spacer tubes for doing length or ultra-wide width stretches. Available in three fixed lengths and one screw-adjustable style.

# INSOLE FABRICATION



## 01. MASTERFIT HEAT SYSTEM

### MFHEAT

The fastest, easiest, safest, most economical method for heating Instaprint+ and Instaprint QF blanks and AutoPosts.



## 02. HANDLER SANI-GRINDER

### GSANI

The industry standard for insole grinding—now better than ever. This compact grinder with integrated dust collection system now comes with a 4" wide wheel—33% more grinding surface!—for easier, faster grinding. Two-speed, 1/4-hp motor. Furnished with 46 grit aluminum oxide sanding sleeve. Long lasting 46 grit carbide sleeve also available. Easily mounts to any workbench.



# EVALUATION TOOLS

01.



## 01. SAM TOOL

### SAM-BASIC, SAM-PRO

Simulates a snow-like feel to measure edge-to-snow angles and center of knee mass location. Provides more accurate evaluation observations than other devices that use a hard surface for measuring. Dial protractor gauges are PRO option.



PROUDLY MADE  
IN THE USA

02.



03.



## 02. ANGLE EVALUATOR

### DIG-ANG



Accurately measures both ankle and first toe dorsiflexion range of motion (ROM) in combination with Brannock. Also great for determining snow angles when using SAM tool or other assessment platforms.

## 03. HEIGHT EVALUATOR

### DIG-LEG

A go-to tool for sole planning shops and others. Accurately set: router bit height after lifter plate application, jointer blade height, infeed/outfeed table differentials. Measure heel/toe lug thickness and bootboard stand height differentials.





## 04. PLUNGE CALIPER

### DIG-CAL

Best way to measure ski-binding stand height differentials ("Delta") during fore-aft balance assessment. Also measures toe and heel lug depth during planing and routing.

## 05. PROTRACTOR

### DIG-PRO

Measures lateral angles of lower boot and upper cuff. Makes it easy to track cuff and canting changes. Also measures boot forward lean angle and foot ankle dorsiflexion. Good for gauging snowboard binding high-back angles. Use in combination with Laser Line for best performance.

## 06. LASER LINE

### DIG-LLINE

Use in combination with Digital Protractor. Highlights hard to visualize angles during stance assessment.

## 07. FOOT IMPRINTER KIT

### DIG-IMPRINT

Get the diagnostic power and customer interaction of expensive scanning equipment at a fraction of the cost. Shows underfoot pressure map; effective sales tool for reinforcing the value and effectiveness of upgraded insoles. Includes mat, ink roller and supply of Masterfit assessment forms.

# HANDPIECE GRINDING



## 01. FOREDOM HANDPIECE GRINDER

**FOR-H** (Hanger) or **FOR-B** (Bench)

Don't be fooled by offers for less powerful, cheaper machines. Our package includes powerful Foredom TX series 1/3-hp, 15,000 rpm motor, 43T short hand piece, and solid steel TXR foot control. Bits not included. Specify Bench or Hanger model. Replacement Shaft (FRS) and Shaft Cover (FSC) available.

## 02. GRINDING BITS

L to R in photo: **FIRB**, **FIRBXL**, **FIRB-SPIRAL**, **FIRB-FLAME**, **FIRB-CYL**, **FIRB-FLAP**

Do every essential shell/liner grind and sand with your Foredom and these bits. Burrs are of super durable carbide that penetrate and cut dense materials quickly and cleanly. Flapper Ball polishes smooth for a professional finish. Replace annually to ensure clean and fast grinds.

## 03. MOTOR HANGER & HANDPIECE HOLDER

**FHH**

Maximize work space and save time with this Foredom Motor Hanger and Hand Piece Holder. Hang up hand piece while bit is still spinning. Clamps to bench.

## 04. FOREDOM HANDLES

**FHND-S**, **FHND-L**

The 43T Short Handle has the all the features and capabilities of the larger 44T but is 1" shorter and can fit into tighter interior spaces. It's ideal for grinding in small toe boxes. Buy multiple handles and save time not making bit switches.

## 05. MAINTENANCE KIT

**FMAINKIT**

Keep your Foredom in top condition. Kit includes replacement shaft, tube of shaft lubrication grease and a pair of motor brushes.

# BACKSHOP TOOLS AND ACCESSORIES



## 01. INSOLE ADHESIVES

5STARGG, 5STARTQ

Your one-stop shop for the best contact cements and thinners at the lowest prices! Masterfit strongly recommends 5 Star brand glue and thinner. Toluene and MEK-free, it's the safer alternative while providing excellent adhesion between insole and post. Glue in gallons, thinner in quarts. Jet Set, Barge and Masters also available.

## 02. CUTSALL SCISSORS

SCISSORS

Manufactured to Masterfit specs for insole and bootfitting work, these heavy duty industrial shears easily and cleanly cut through insole thermoplastic and EVA posting as well as liner materials.

## 03. GLUE POTS

GLUEPOT S or L

The best glue pots on the market! Quick and easy access and air-tight seal helps glue last longer. Integrated brush storage and wipe bar make for super-clean application. Small (0.4 liter) or Large (1.5 liter).

## 04. GRINDER WHEEL CLEANER

GSANI DD

Big 12" x 2" x 2" stick for long life.

## 05. BRANNOCK

BRANNOCK

A fitting essential since 1925. Mondopoint scaled to correlate with current ski and snowboard boot size ranges. Other scales available.

## 06. INFRARED TEMP SENSOR

ATP

A must have for boot stretching. Sensor reads surface temperature within .1 degree F. Never melt a shell or begin a stretch too early.

## 07. SHELL & LINER MARKING PENS

MARK SET or  
MARK WH/BK/OR

These are the absolutely best way to mark stretch, grind t padding spots. Easily and precisely transfers marks from foot to shells and liners. Set of three works for virtually all shell and liner colors. White, Black, Orange.

# SALES AIDS



02.



03.



## 01. FOOT AND ANKLE CHART

### ANA CHF or ANA CHR

Give customers an X-ray view" of foot and ankle bones, muscles and tendons. Great for clarifying pain and performance issues. Available flexible laminated paper or rigid plastic.

## 02. ELASTIC FOOT SKELETON

### ANA SKEL

Just the bones. Life-size foot skeleton strung with durable elastic cord and wire reinforced. Extremely flexible joints provides good demo.

## 03. ARCHES MODEL SET

### ANA ARCH

Lifesize foot models clearly depict flat, normal and high arches. Subdermal view on each model shows key bones, tendons and ligaments. Number coded key card included.





## 05. BOOT HORN

### BOOTHORN

A veritable valet for customers who have difficulty inserting their feet into ski boots. Also makes re-inserting liners into shells a snap. For shop use or retail sale.

## 06. EZFIT TRY-ON BOX

### EZTRYONBOX-SNOW/EZTRYONBOX-SNOW LV EZTRYONBOX-UNIV/EZTRYONBOX-UNIV LV

Once insoles go under a customer's feet, they usually go home too. This great sales tool contains a set of all 13 EZFIT sizes pre-trimmed and labeled for easy customer try-on. Box fits under or alongside fit area. Includes two free pair for retail sale so you actually make \$30 on this deal! Specify style and volume.

## 07. BOOT BUCKLE SHELF TALKER

### BUCKTAG-INSOLES

Attach to display boot buckles in seconds with no tools. Silent salesperson promotes benefits of upgrade insoles. Attaches to display boots in seconds with no tools. Two-sided for display on both right and left boots.

## 08. PROMOTIONAL BANNER

### BANNER-MFE

Promote your Masterfit insole brands. Quality, no-wrinkle fabric. Small but effective at 16" x 22".



(914) 944-9038  
info@masterfitinc.com  
**masterfitinc.com**